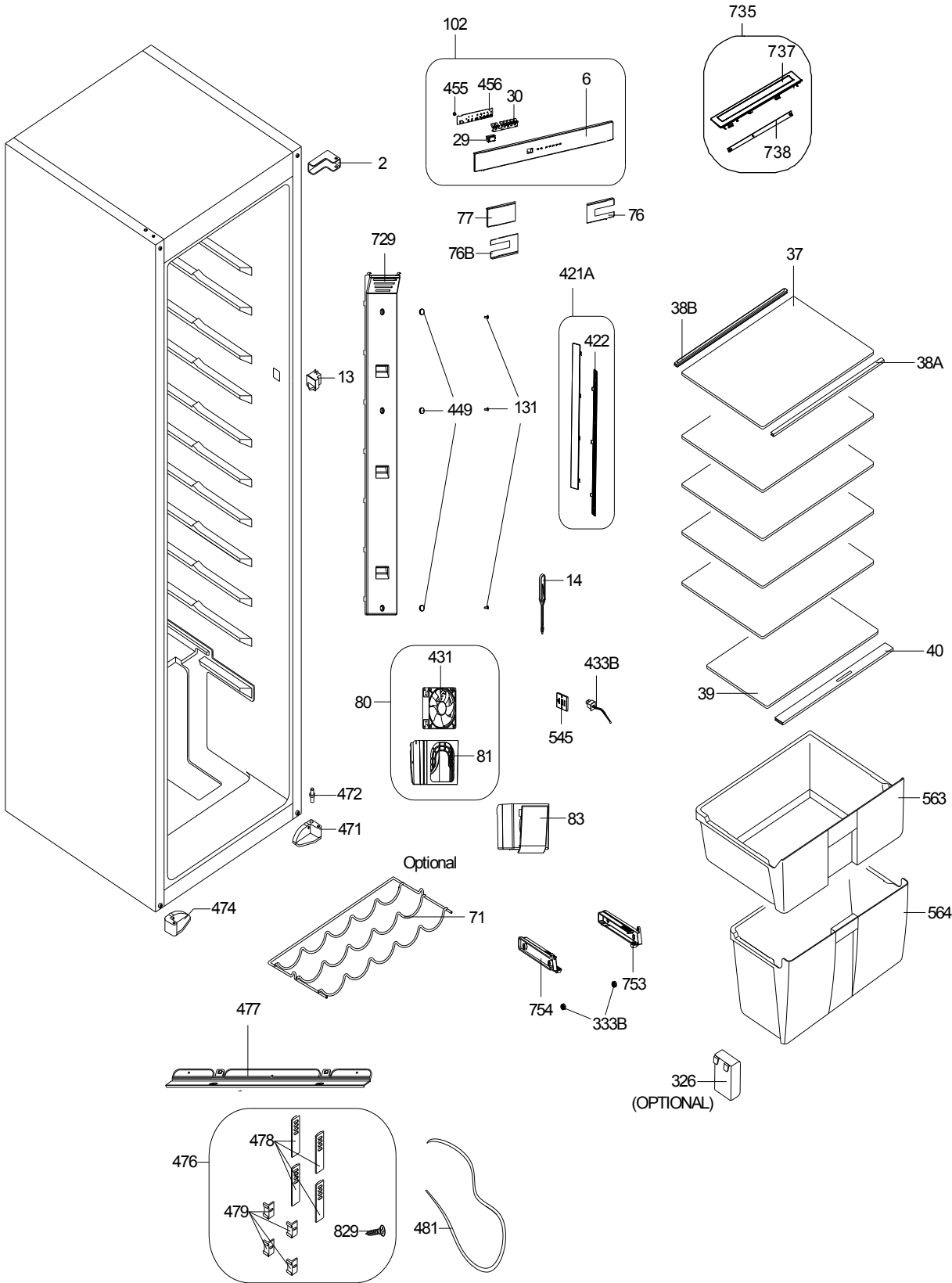
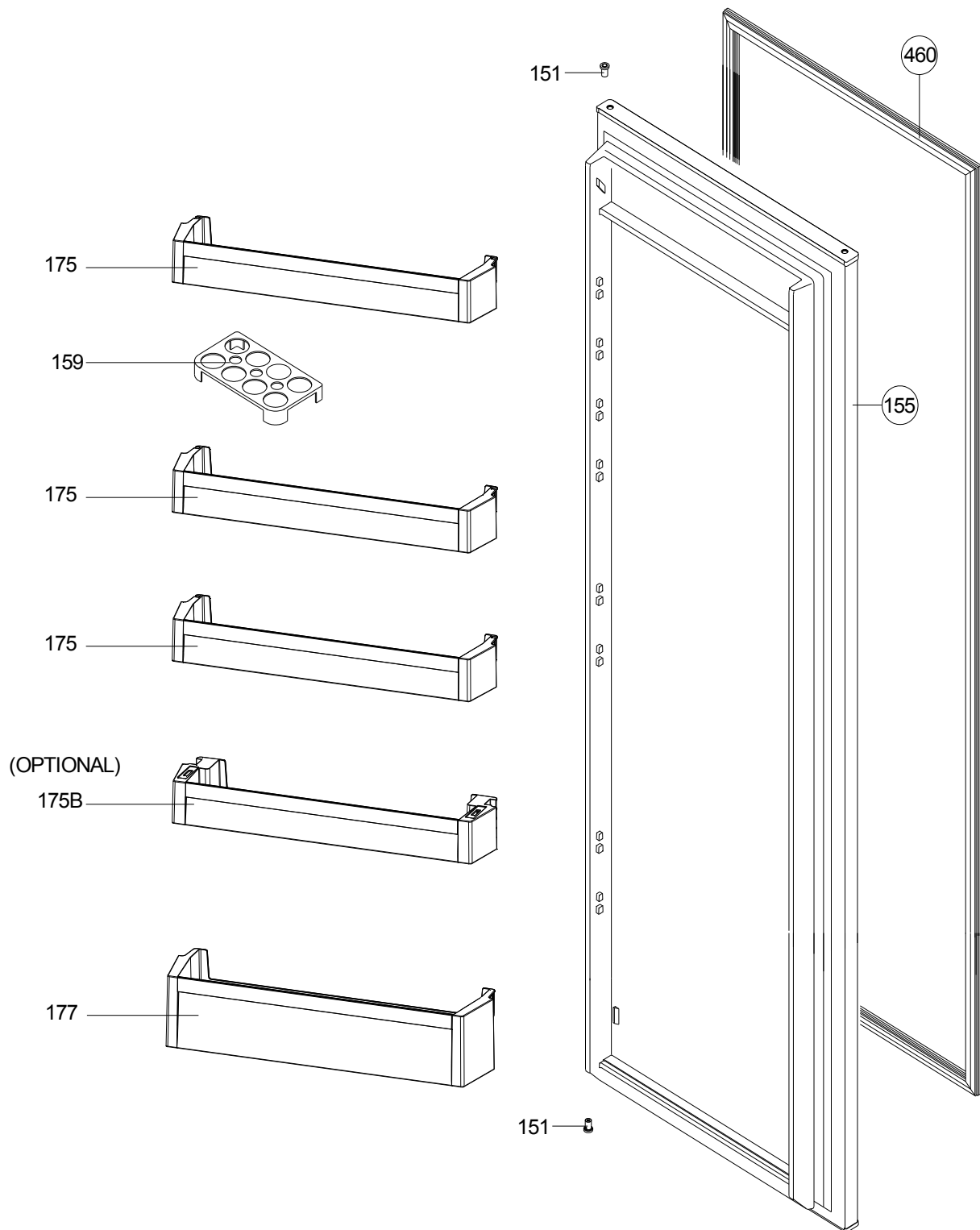


# Model Number FFTL60 Parts Manual



POSITION NUMBER	PART NAME
2	BOTTOM/TOP HINGE SS
6	HEAD PANEL /2795
13	DOOR SWITCH
14	TUNNEL DRAIN PLUG
29	HEAD PANEL BUTTON
30	LIGHT CARRIER 2451
37	R COMPARTMENT GLASS SHELF/2795
39	TOP COMPARTMENT TOP GLASS SHELF/2795
40	CRISPER FLAP GR/2795
71	WINE SHELF/2795 <b>(OPTIONAL)</b>
76	HEAD PANEL COVER 2791 RIGHT
76B	HEAD PANEL COVER 2791 LEFT
77	HEAD PANEL COVER 2791
80	TURBO FAN CABINET GROUP/3951
81	TURBO FAN HOLDER ES 3951
83	TURBO FAN COVER
102	HEAD PANEL GR/2795
131	SCREW KA 40*14 YSB-C-INOX
329	FILTER HOLDER GR
422	LED STRIP/3014*12/8*385MM/12V/463M
431	TURBO FAN MOTOR
449	R MULTIFLOW CAP
455	SCREW KA 30*6 YSB-F
456	DB/BDD53/2795/R1.1.0/V36-23312263
471	FOOT SS/ANK(RIGHT)
472	BOTTOM HINGE PIN SS
474	FOOT SS/ANK(LEFT)
476	SS ASSEMBLY KIT/DD 54 CM
477	TOP BRACKET/ANK
478	SS DOOR REAL/1400 ANK
479	SS DOOR GUIDE/1400 ANK
481	SEALING/3200 ANK-SS
545	SENSOR COVER
563	TOP CRISPER GR/2795
564	BOTTOM CRISPER GR/2795
729	MULTIFLOW COVER NF/3951
735	LED COVER GR/319
737	LED COVER/319
738	LED STRIP/6*2835/12V
753	CHILLER RAY RIGHT/473
754	CHILLER RAY LEFT/473
829	SCREW TT M4*17 OZEL2-C
333B	CRISPER ROLLER/910
38A	R. GLASS SHELF FRONT EXT/3951
38B	R. GLASS SHELF BACK TRIM/319
421A	LED COVER GR/373 RIGHT
433B	SENSOR/STANDARD/R6K/70MM/SINGLE



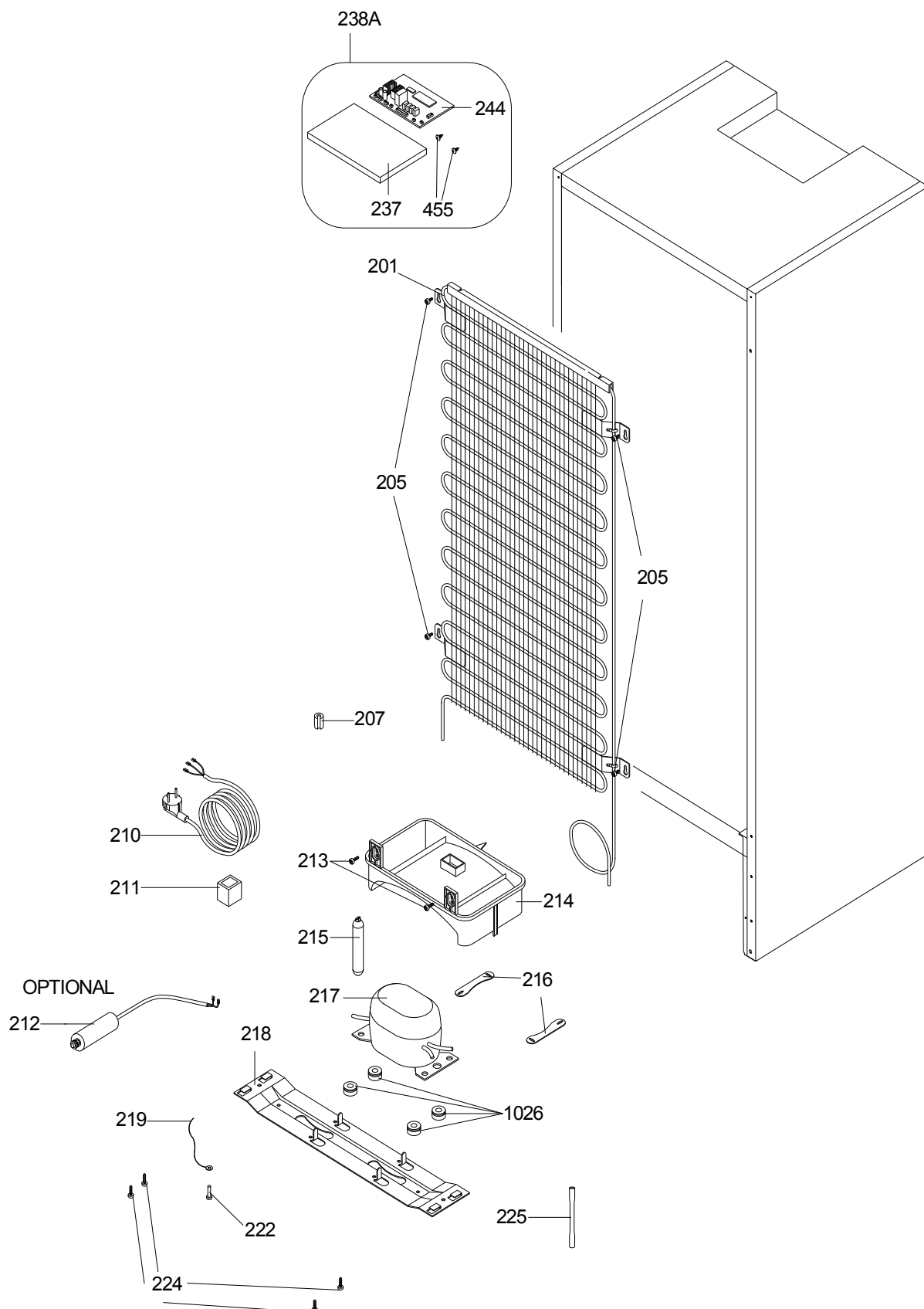
POSITION NUMBER	PART NAME
151	BUSHING/1400 ANK
155	DOOR ASSY/2795 ANK-S CAP
159	EGG HOLDER
175	CHEESE BUTTER SHELF/319
175B	ADJ. DOOR SHELF GR/319 ( <b>OPTIONAL</b> )
177	BOTTLE SHELF/319
460	DOOR GASKET 2795

**ABBREVIATIONS :**

ASSY : ASSEMBLY

R : REFRIGERATOR

F : FREEZER



<b>POSITION NUMBER</b>	<b>PART NAME</b>
201	CONDENSER
205	SCREW ST 4.8*13 YSB-T-C
207	RUBBER CONDANSER ANTIVIBRASYON
210	POWER CORD
211	OVER LOAD RELAY.
212	CAPACITOR ( <b>OPTIONAL</b> )
213	SCREW 4.2*9.5 YSB-C
214	EVAPORATING TRAY GR
215	DRYER
216	COMP FIXING BRACKET
217	COMPRESSOR
218	COMP.BASEMENT
219	EARTH WIRE/WASHER
222	SCREW TT M4*6 YSB-T-F
224	SCREW KA 50*14 YSB-F
225	SERVICE TUBE
237	MAINBOARD COVER 2791E
244	MAIN B./BDA52/NOSW-23312183
455	SCREW KA 30*6 YSB-F
1026	COMPRESSOR RUBBER
238A	MAINBOARD COVER GR 2795E

ID No	Part Number	Part Description
222	20865033	VIDA TOPRAK.KABLO/TRT (37023688)FANTOM
155	20871837	DOOR ASSY/2795 ANK S-CAP (S.W.)
151	42004499	BUSHING/1400 ANK
460	42155754	GASKET 2791-2795 BUILT IN DETACH-I (SW)
433B	32010909	SENSOR/STANDARD/R6K/70MM/SINGLE
80	32029099	TURBO FAN MOTOR GRUBU-2/3951(NDC)
431	32036535	TUR.FAN.MT.DC(92*92*25) T92T12MS5A7-5 JWT
81	42121279	TURBO FAN HOLDER ES 3951
13	32031240	LAMP SWITCH/2 POLE/WHT/G-A
238A	32031446	MAINBOARD COVER GR 2751E/V0/BD52
237-242	32029654	MAIN B./BDA52/NOSW-23312183
455	37000156	SCREW KA 30*6 YSB-F
237	42152839	MAINBOARD COVER 2791E/V0
217	32032095	COMP.MG1060Y/2MF/104LDB/6SP9047/JIAX
219	32036742	EARTH WIRE(PGYB)WASHER/0,50
209	32036782	SUP.CAB.GR.MG1060Y/2UF/2,5M/UK
210	32007439	POW.CRD/2.5M/UK
212	32011534	CAPACITOR 2uF/B-S3/6.3
211	32032097	OVER L.GR.MG1060Y/104LDB/6SP9047
102	32043032	HEAD PAN.GR/2795/E-F/(KAR)432SUPER\$ RV2
456	32043033	DB/BDD53/2795/E-F/R6/V127.28-23665101
455	37000156	SCREW KA 30*6 YSB-F
<b>30</b>	<b>42140581</b>	<b>LIGHT CARRIER 2451</b>
29	42157903	HEAD PANEL BUTON /2791 (SW) 432SRGF
224	35000728	SCREW KA 50*14 YSB-F
213	35000743	SCREW 4.2*9.5 YSB-C
225	35002664	SERVICE TUBE (105*6*0,7) TYPE B
135	35004932	SCREW ST 4.2*13 OZEL12-C
205	35009792	SCREW ST 4.8*13 YSB-T-C
588	37022711	SCREW S YPB 4.2*14 C ST
222	37023688	SCREW TT M4*6 YSB-T-F
472	37028128	BOTTOM HINGE PIN SS/BUILT-IN RV1
2	37028246	BOTTOM/TOP HINGE SS/1400 BUILT HEX PIN
215	37029499	DRYER(XH9,0.40MM,5.5GR) SINGLE
7	37032597	SCREW TT M5*16 YSB-F
216	37032974	COMP. FIXING BRACKET
201	37035255	CONDENSER 54CM/24 PASS/4,00*0,5MM (2CS) C
70	37035782	SCREW KA 40*14 YSB-C-A3K
218	37035919	COMP BASEMENT/2791
510	37036052	SCREW M, YHB,5x14, F, ST, A3K, TT, LAMELLA
12	42032778	MIDDLE HINGE SREW CAP(BIG)S.W.(NEW)
11	42032779	MIDDLE HINGE SREW CAP(SMALL)NEW(S.W.)
449	42033244	R MULTIFLOW CAP/ 640(S.W.)

545	42053050	SENSOR COVER/566(S.W.)
333B	42087619	CRISPER ROLLER/910(NAT)
729	42121311	MULTIFLOW COVER NF/3951 SNOW
14	42124318	TUNNEL DRAIN PLUG S.W. RV1
38B	42147146	R. GLASS SHELF BACK TRIM/319(S.W)
76	42152836	HEAD PANEL COVER 2791 RIGHT S. W
76B	42152837	HEAD PANEL COVER 2791 LEFT S. W
77	42152838	HEAD PANEL COVER 2791 S. W
40-704	42152884	CRISPER FLAP GR/2795(432C \$) HUMC
38A	42153785	R. GLASS SHELF PRF/3951(EXT)WH 442.5
207	42155463	RUBBER CONDANSER MUTUAL ANTIVIBRASYON
41	42156024	BOTTOM CRISPER GR/2795(TRANS-BLUE)
157	42161061	BOTTLE SHELF/319 ARC(TRANS-BLUE)
175	42161065	CHEESE BUTTER SHELF/319 ARC(TRANS-BLUE)
159	42163485	EGG HOLDER (TRANS.-NAT) RV1
474	42165565	FOOT SS/ANK(LEFT) RV1 PP40KA
471	42165566	FOOT SS/ANK(RIGHT) RV1 PP40KA
214	42176228	EVAPORATION TRAY GR. /2791-243-2795-FR
214	42176205	EVAPORATION TRAY /243-2791-2795-FR
1026	42176268	MUTUAL COMPRESSOR RUBBER
211B	42177883	COMP.COVER/JIAXIPERA/24.04.069
753	42207579	CHILLER RAIL RIGHT/473 RV2
754	42207580	CHILLER RAIL LEFT/473 RV2
735	42217561	LED COVER GR/319/BDL3(I)/DIF
738	32034650	LED ST/2835*6/8*129MM/BDL3 (I)
737	42217517	LED COVER/319
481	42217911	FURN. SPACE COVER GASKET/3200BI-SS (SW)
83	42243693	TURBO FAN COVER/3951COLDAIR FLOW432C\$
83	42121280	TURBO FAN COVER ES 3951
83	42167494	TURBO FAN COVER/3951COLDAIR FLOW432C\$
213	35000743	SCREW 4.2*9.5 YSB-C
480	37001045	SCREW KA YHB 4*17 C ST CHIPBOARD
829	37012412	SCREW M YSB 4*17 C ST TT
480	37030634	SCREW, P, YSB, 40 x 13, C, ST, A3K, SUNTA
479	42033307	SS DOOR GUIDE/1400 ANK(S.W.)
477	42034032	TOP BRACKET/ANK (3 HOLE)(S.W)
478	42147208	SS DOOR REAL/1400 SW RV1
477	42162359	TOP BRACKET/ANK (3 HOLE) (S.W) TAPED
478B	42180204	SS DOOR RAIL COVER/1400 ANK(S.W.)
37	47013799	R COMPARTMENT GLASS SHELF/2795
39	47014721	TOP COMPARTMENT TOP GLASS SHELF/2795RV1