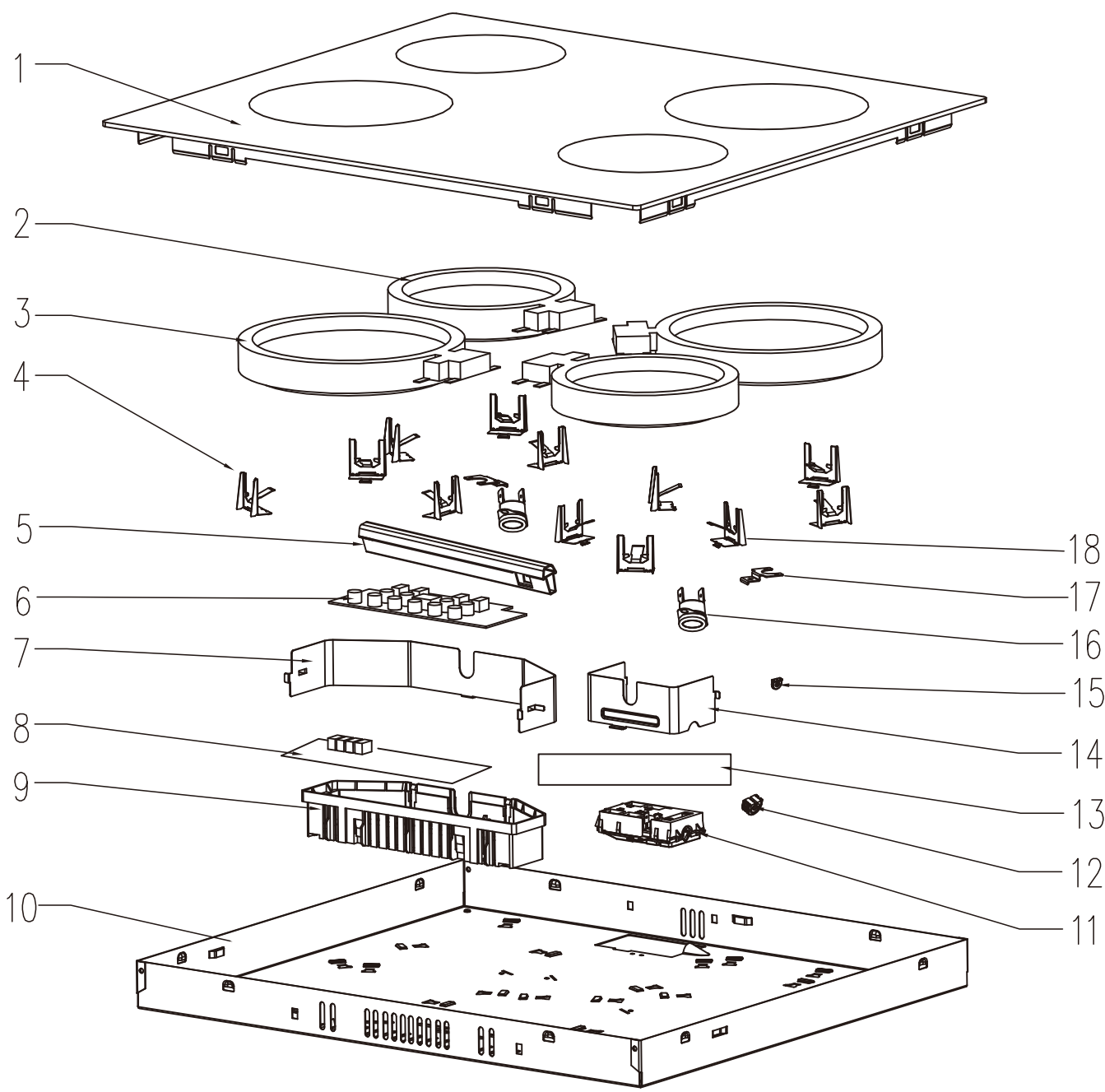









Ceramic Hob:UBTCC60BVW

Product reference code:UBTCC60BVW
Modified by:Eason
Modification:00_2018.01.24 New document

UBTCC60BVW Exploded drawing



19			
20			
21			
22			
23			
24			
25			

UBTCC60BVW parts list

No.	Part Code	Name	Qty	Remark
1	202010130	C6003N Ceramic glass	1	
2	703040031	Heating element 1200W	2	
3	703040032	Heating element 1800W	2	
4	701050001	Spring bracket 01	8	
5	704010001	Adiabatic silicone strip	1	
6	602031004	Display board C6003N	1	
7	701010004	Adiabatic bracket 1	1	
8	602011002	Power board H03N	1	
9	202030003	C60 PCB box	1	
10	701010003	C60 bottom case	1	
11	703030001	Terminal box Assy 1	1	
12	704010002	Front Silicone sealed strip	1	
13	708020001	C60 insulation cotton	1	
14	701010005	Insulation bracket 2	1	
15	704010003	Back silicone sealed strip	1	
16	703090001	Thermostat	2	
17	701010008	Thermostat bracket	2	
18	701050002	Spring bracket 02	4	
19	703020002	wires 02	1	
20	703020004	wires 04	2	
21	202040005	wire component 05	2	
22	202040007	wire component 07	2	
23	202040009	wire component 09	2	
24	202040010	wire component 10	2	
25	703010002	5-core cable	1	
Accessory bag				
	7.08E+08	Installation fixture	1 set	
	7.08E+08	Sealing strip	1	

UBTCC60BVW Wiring diagram

